

Fact Sheet

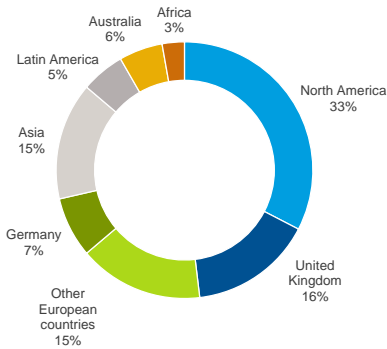
Overview

Hannover Re, with gross premium of EUR 16.4 billion, is the third-largest reinsurer in the world. It transacts all lines of property & casualty and life & health reinsurance and is present on all continents with around 2,900 staff. Established in 1966, the Hannover Re Group today has a network of more than 100 subsidiaries, branches and representative offices worldwide. The Group's German business is written by the subsidiary E+S Rück.

Our vision: Long-term success in a competitive business

Profit and value creation are the cornerstones of our sustainable development as an organization. This is in the best interests of our clients, shareholders, employees and business partners. Our goal is to increase the earnings per share and the value of the company – including dividends – in line with our return on equity target.

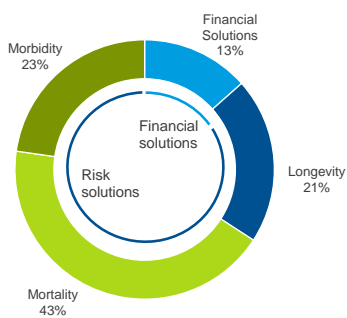
Gross written premium Group (as of 31 Dec 2016)



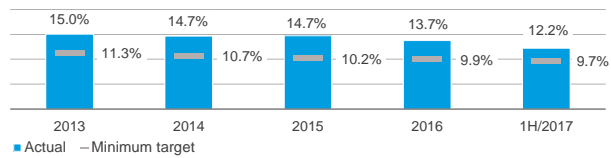
Gross written premium P&C reinsurance (as of 31 Dec 2016)



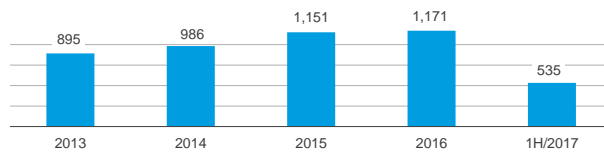
Gross written premium L&H reinsurance (as of 31 Dec 2016)



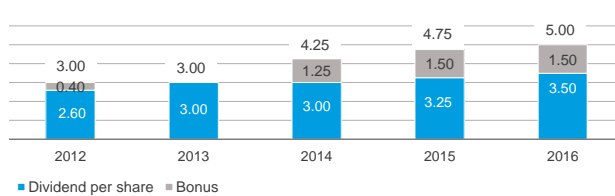
Return on equity



Group net income



Dividend per share



Financial strength ratings (as of August 2017)

Standard & Poor's	AA- (Outlook: stable)
A.M. Best	A+ (Outlook: stable)

Outlook (as of 30 June 2017)

	2017	2018
Hannover Re guidance		
Gross written premium	more than 5%	n.a.
RoI target	> 2.7%	n.a.
Group net income (in m. EUR)	> 1 bn.	n.a.
Consensus analysts' estimates*		
Group net income (in m. EUR)	1,059	1,076
Dividend per share (in EUR)	5.15	5.24

* Source: Bloomberg

Financial calendar 2017

- ▶ 2 February 2017 Conference call on 1/1/2017 Renewals
- ▶ 9 March 2017 Press conference on 2016 Annual Results
- ▶ 9 March 2017 Analysts' Conference Frankfurt
- ▶ 10 May 2017 Annual General Meeting
- ▶ 10 May 2017 Quarterly Statement as at 31 March 2017
- ▶ 10 August 2017 Half-yearly Financial Report 2017
- ▶ 19 October 2017 20th International Investors' Day
- ▶ 8 November 2017 Quarterly Statement as at 30 September 2017

in m. EUR	2014	2015	2016		2017			Variance
	31.12.	31.12.	31.12.	1.1.-30.6.	1.1.-31.3.	1.4.-30.6.	1.1.-30.6.	
Hannover Re Group								
Results								30.6.
Gross written premium	14,361.8	17,068.7	16,353.6	8,283.8	4,546.6	4,451.0	8,997.6	+8.6%
Net premium earned	12,423.1	14,593.0	14,417.6	7,166.7	3,732.1	3,790.6	7,522.8	+5.0%
Net underwriting result	(23.6)	93.8	115.9	(2.7)	(23.4)	(55.4)	(78.8)	-
Net investment income	1,471.8	1,665.1	1,550.4	744.8	392.9	386.5	779.4	+4.6%
Operating profit (EBIT)	1,466.4	1,755.2	1,689.3	747.2	399.9	399.5	799.4	+7.0%
Group net income	985.6	1,150.7	1,171.2	488.0	264.8	270.2	535.0	+9.6%
Balance sheet								31.12.
Policyholders' surplus	10,239.5	10,267.3	11,231.4	10,627.0	11,531.4		10,788.4	-3.9%
Equity attributable to shareholders of Hannover Re	7,550.8	8,068.3	8,997.2	8,421.3	9,316.9		8,562.2	-4.8%
Non-controlling interests	702.2	709.1	743.3	715.1	723.4		734.6	-1.2%
Hybrid capital	1,986.5	1,489.9	1,490.8	1,490.6	1,491.1		1,491.6	+0.1%
Investments (excl. funds withheld by ceding companies)	36,228.0	39,346.9	41,793.5	39,754.0	42,032.1		40,393.0	-3.4%
Total assets	60,457.6	63,214.9	63,528.6	62,317.7	64,216.0		61,973.7	-2.4%
Ratios								30.6.
Retention	87.6%	87.0%	89.3%	89.8%	89.6%	90.9%	90.3%	+0.5%p
Return on investments (excl. funds withheld by ceding companies) ¹	3.3%	3.5%	3.0%	2.9%	3.0%	3.2%	3.2%	+0.3%p
EBIT margin ²	11.8%	12.0%	11.7%	10.4%	10.7%	10.5%	10.6%	+0.2%p
Return on equity (after tax)	14.7%	14.7%	13.7%	11.8%	11.6%	12.1%	12.2%	+0.3%p
Share key figures (ISIN: DE0008402215; Securities identification number: 840221; Ticker symbols: Bloomberg = HNR1, Thomson Reuters = HNRGn, ADR = HVRRY)								
Earnings per share (in EUR) ³	8.17	9.54	9.71	4.05	2.20	2.24	4.44	
Book value per share (in EUR) ⁴	62.61	66.90	74.61	69.83	77.26		71.00	
Share price at the end of the period/year end (in EUR)	74.97	105.65	102.80	93.81	108.15		104.95	
Price-to-book ratio ⁵	1.20	1.58	1.38	1.34	1.40		1.48	
Price-earnings ratio (P/E ratio) ⁶	9.17	11.07	10.58	10.83	12.28		11.77	
Share performance (year-to-date)	+20.2%	+40.9%	-2.7%	-11.2%	+5.2%		+2.1%	
Market capitalisation at the end of the period/year end ⁷	9,041.2	12,741.1	12,397.4	11,313.2	13,042.6		12,656.7	
Property and casualty reinsurance								
Gross written premium	7,903.4	9,338.0	9,204.6	4,627.4	2,814.7	2,612.7	5,427.5	+17.3%
Net premium earned	7,011.3	8,099.7	7,985.0	3,838.4	2,165.7	2,147.0	4,312.8	+12.4%
Net underwriting result	351.5	432.2	479.1	166.4	90.7	58.3	149.0	-10.5%
Operating profit (EBIT)	1,190.8	1,341.3	1,340.3	562.9	309.8	324.5	634.3	+12.7%
Group net income	829.1	914.7	949.9	378.1	215.4	228.6	444.0	+17.4%
Retention	90.6%	89.3%	88.5%	88.2%	88.6%	90.3%	89.4%	+1.3%p
Major losses as percentage of net premium earned	6.1%	7.1%	7.8%	9.2%	6.2%	(0.5%)	2.8%	-6.3%p
Combined ratio ⁸	94.7%	94.4%	93.7%	95.4%	95.6%	97.4%	96.5%	+1.1%p
EBIT margin ²	17.0%	16.6%	16.8%	14.7%	14.3%	15.1%	14.7%	+0.0%p
Life and health reinsurance								
Gross written premium	6,458.7	7,730.9	7,149.0	3,656.4	1,731.9	1,838.2	3,570.1	-2.4%
Net premium earned	5,411.4	6,492.4	6,432.4	3,328.1	1,566.4	1,643.6	3,209.9	-3.6%
Operating profit (EBIT)	263.8	405.1	343.3	179.1	89.8	75.4	165.2	-7.8%
Group net income	205.0	289.6	252.9	130.6	60.6	53.6	114.2	-12.6%
Retention	83.9%	84.2%	90.4%	91.8%	91.3%	91.8%	91.6%	-0.2%p
EBIT margin ²	4.9%	6.2%	5.3%	5.4%	5.7%	4.6%	5.1%	-0.2%p

¹ Excluding effects from ModCo derivatives

² Operating profit (EBIT)/Net premium earned

³ Group net income divided by the number of outstanding shares of the period

⁴ Total shareholders' equity divided by the number of outstanding shares

⁵ Calculated by dividing the share price at the end of the period/year end by the book value per share

⁶ Calculated by dividing the share price at the end of the period/year end by earnings per share (in the current year divided by the analysts' expectations for earnings per share)

⁷ Fair value of the Hannover Re Group at the end of the period/year end; market capitalisation = number of outstanding shares * share price

⁸ Incl. funds withheld

Investor Relations Contacts

Mailing address:
Hannover Rück SE
Karl-Wiechert-Allee 50
30625 Hannover

- ▶ Karl Steinle
Phone: +49 511 5604-1500
E-Mail: karl.steinle@hannover-re.com
- ▶ Julia Hartmann
Phone: +49 511 5604-1529
E-Mail: julia.hartmann@hannover-re.com
- ▶ Axel Bock
Phone: +49 511 5604-1736
E-Mail: axel.bock@hannover-re.com