

Fact Sheet

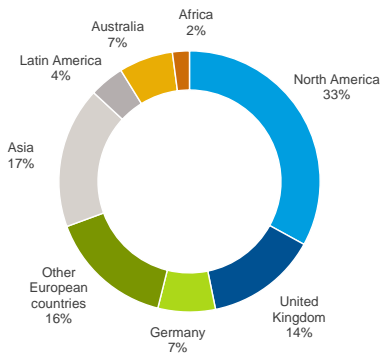
Overview

Hannover Re, with gross premium of EUR 24 billion, is the third-largest reinsurer in the world. It transacts all lines of property & casualty and life & health reinsurance and are present on all continents with more than 3,000 staff. Established in 1966, the Hannover Re Group today has a network of more than 170 subsidiaries, branches and representative offices worldwide. The Group's German business is written by the subsidiary E+S Rück.

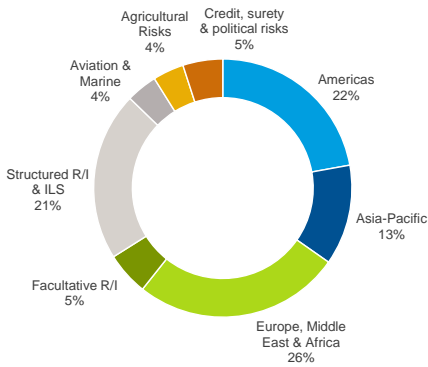
Our vision: Creating value through reinsurance

In the interest of our clients, shareholders, employees and business partners it is of crucial importance to ensure sustainable growth. Paramount here is the increase in the earnings per share and the enterprise value (defined as our economic capital) including dividends.

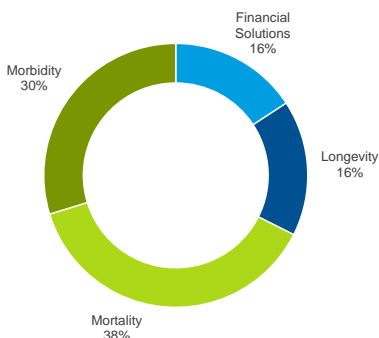
Gross written premium Group (as of 31 Dec 2020)



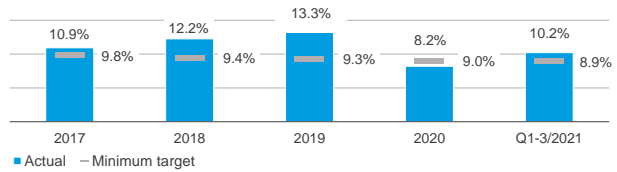
Gross written premium P&C reinsurance (as of 31 Dec 2020)



Gross written premium L&H reinsurance (as of 31 Dec 2020)

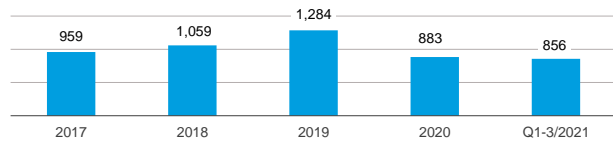


Return on equity



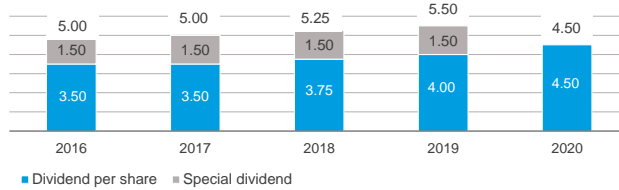
Group net income

in m. EUR



Dividend per share

in EUR



Financial strength ratings (as of November 2021)

Standard & Poor's	AA- (Outlook: stable)
A.M. Best	A+ (Outlook: stable)

Outlook

	2021	2022
Hannover Re guidance		
Gross written premium	≥ upper single-digit growth	≥ 5%
Rol target	> 2.4%	≥ 2.3%
Group net income	EUR 1.15 - 1.25 bn.	bn.
Consensus analysts' estimates¹		
Group net income (in m. EUR)	1,307	1,512
Dividend per share (in EUR)	5.57	5.90

¹ Source: Bloomberg, as of 30 September 2021

Financial calendar 2022

- ▶ 3 February 2022 Conference call on 1/1/2022 Renewals
- ▶ 10 March 2022 Press conference on 2021 Annual Results
- ▶ 10 March 2022 Analysts' Conference Call on 2021 Annual Results
- ▶ 4 May 2022 Quarterly Statement as at 31 March 2022
- ▶ 4 May 2022 Annual General Meeting
- ▶ 4 August 2022 Half-yearly Financial Report 2022
- ▶ 6 October 2022 25th International Investors' Day
- ▶ 3 November 2022 Quarterly Statement as at 30 September 2022

	2018	2019	2020		2021			
in m. EUR	31.12.	31.12.	31.12. ¹	1.1.-30.9.	1.1.-30.6.	1.7.-30.9.	1.1.-30.9.	Variance
Hannover Re Group								
Results	30.9.							
Gross written premium	19,176.4	22,597.6	24,765.5	19,294.9	14,464.6	7,155.0	21,619.6	+12.0%
Net premium earned	17,289.1	19,729.7	21,355.9	15,771.7	11,515.3	6,118.6	17,633.9	+11.8%
Net underwriting result ²	156.9	(9.7)	(693.7)	(439.2)	124.3	(187.0)	(62.8)	-85.7%
Net investment income	1,530.0	1,757.1	1,688.1	1,185.0	865.8	491.1	1,356.9	+14.5%
Operating profit (EBIT)	1,596.6	1,853.2	1,214.1	902.9	956.1	324.5	1,280.6	+41.8%
Group net income	1,059.5	1,284.2	883.1	667.8	670.6	185.4	855.0	+28.2%
Balance sheet	31.12.							
Policyholders' surplus	11,035.1	13,588.9	14,071.0	13,874.0	14,859.2		15,238.2	+8.3%
Equity attributable to shareholders of Hannover Re	8,776.8	10,528.0	10,995.0	10,822.7	11,050.6		11,409.0	+3.8%
Non-controlling interests	765.2	826.5	844.4	820.2	831.7		851.7	+0.9%
Hybrid capital	1,493.1	2,234.4	2,231.6	2,231.1	2,976.9		2,977.5	+33.4%
Investments (excl. funds withheld by ceding companies)	42,197.3	47,629.4	49,001.6	48,974.7	52,847.7		55,029.9	+12.3%
Total assets	64,508.6	71,356.4	71,437.5	72,794.6	78,099.2		81,788.2	+14.5%
Ratios	30.9.							
Retention	90.7%	90.0%	90.1%	90.1%	90.4%	88.4%	89.8%	-0.3%p
Return on investments (excl. funds withheld by ceding companies)	3.2%	3.5%	3.0%	2.8%	2.7%	3.3%	2.9%	+0.1%p
EBIT margin ³	9.2%	9.4%	5.7%	5.7%	8.3%	5.3%	7.3%	+1.5%p
Return on equity (after tax)	12.2%	13.3%	8.2%	8.3%	12.2%	6.6%	10.2%	+1.8%p
Share key figures (ISIN: DE0008402215; Securities identification number: 840221; Ticker symbols: Bloomberg = HNR1, Thomson Reuters = HNRGn, ADR = HVRRY)								
Earnings per share (in EUR) ⁴	8.79	10.65	7.32	5.54	5.56	1.54	7.10	
Book value per share (in EUR) ⁵	72.78	87.30	91.7	89.74	91.63		94.60	
Share price at the end of the period/year end (in EUR)	117.70	172.30	130.30	132.20	141.10		151.35	
Price-to-book ratio ⁶	1.62	1.97	1.43	1.47	1.54		1.60	
Price-earnings ratio (P/E ratio) ⁷	13.40	16.18	17.79	18.92	13.12		13.94	
Share performance (year-to-date)	+12.2%	+46.4%	-24.4%	-23.3%	+8.3%		+16.2%	
Market capitalisation at the end of the period/year end ⁸	14,194.3	20,778.9	15,713.8	15,942.9	17,016.3		18,252.4	
Property and casualty reinsurance								
Gross written premium	11,976.0	14,781.3	16,744.1	13,347.6	10,266.5	5,002.8	15,269.3	+14.4%
Net premium earned	10,804.2	12,797.6	14,205.4	10,512.0	7,846.6	4,229.3	12,075.9	+14.9%
Net underwriting result ³	337.0	235.4	(223.5)	(145.8)	316.8	(64.1)	252.6	-
Operating profit (EBIT)	1,322.6	1,285.8	831.3	588.5	777.9	283.3	1,061.2	+80.3%
Group net income	929.1	871.7	620.3	418.2	592.1	147.1	739.2	+76.8%
Retention	90.7%	90.3%	90.3%	90.3%	91.3%	88.4%	90.4%	+0.1%p
Major losses as percentage of net premium earned ⁹	7.9%	7.5%	11.2%	10.9%	4.2%	17.6%	8.9%	-2.1%p
Combined ratio ²	96.5%	98.2%	101.6%	101.4%	96.0%	101.5%	97.9%	-3.5%p
EBIT margin ³	12.2%	10.0%	5.9%	5.6%	9.9%	6.7%	8.8%	+3.2%p
Life and health reinsurance								
Gross written premium	7,200.4	7,816.4	8,021.4	5,947.3	4,198.1	2,152.2	6,350.3	+6.8%
Net premium earned	6,484.8	6,931.9	7,150.3	5,259.4	3,668.5	1,889.2	5,557.7	+5.7%
Operating profit (EBIT)	275.9	569.9	384.8	315.5	179.1	41.1	220.1	-30.2%
Group net income	185.9	471.6	323.3	296.6	104.8	44.9	149.7	-49.5%
Retention	90.7%	89.5%	89.8%	89.5%	88.2%	88.4%	88.3%	-1.2%p
EBIT margin ³	4.3%	8.2%	5.4%	6.0%	4.9%	2.2%	4.0%	-2.0%p

¹ Restated pursuant to IAS 8

² Incl. funds withheld

³ Operating result (EBIT)/Net premium earned

⁴ Group net income divided by the number of outstanding shares of the period

⁵ Total shareholders' equity divided by the number of outstanding shares

⁶ Calculated by dividing the share price at the end of the period/year end by the book value per share

⁷ Calculated by dividing the share price at the end of the period/year end by earnings per share (in the current year divided by the analysts' expectations for earnings per share)

⁸ Fair value of the Hannover Re Group at the end of the period/year end; market capitalisation = number of outstanding shares * share price

⁹ Hannover Re Group's net share for natural catastrophes and other major losses in excess of EUR 10 million gross as a percentage of net premium earned

Investor Relations Contacts

Mailing address:

Hannover Rück SE
Karl-Wiechert-Allee 50
30625 Hannover

► Karl Steinle
Phone: +49 511 5604-1500
E-Mail: karl.steinle@hannover-re.com

► Axel Bock
Phone: +49 511 5604-1736
E-Mail: axel.bock@hannover-re.com

► Rebekka Brust
Phone: +49 511 5604-1530
E-Mail: rebekka.brust@hannover-re.com