

## Fact Sheet

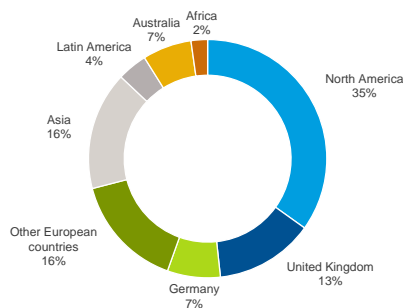
## Overview

Hannover Re, with gross premium of EUR 27 billion, is the third-largest reinsurer in the world. It transacts all lines of property & casualty and life & health reinsurance and are present on all continents with more than 3,000 staff. Established in 1966, the Hannover Re Group today has a network of more than 170 subsidiaries, branches and representative offices worldwide. The Group's German business is written by the subsidiary E+S Rück.

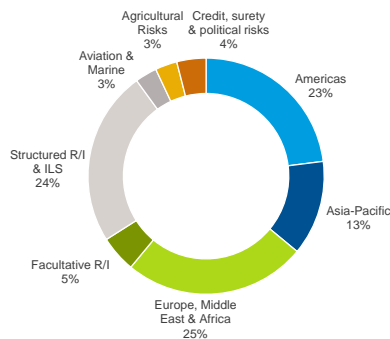
## Our vision: Creating value through reinsurance

In the interest of our clients, shareholders, employees and business partners it is of crucial importance to ensure sustainable growth. Paramount here is the increase in the earnings per share and the enterprise value (defined as our economic capital) including dividends.

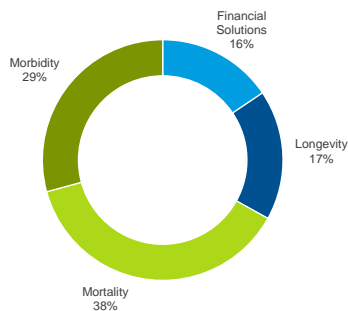
## Gross written premium Group (as of 31 Dec 2021)



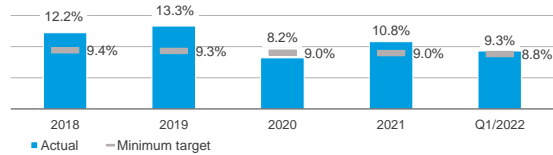
## Gross written premium P&amp;C reinsurance (as of 31 Dec 2021)



## Gross written premium L&amp;H reinsurance (as of 31 Dec 2021)

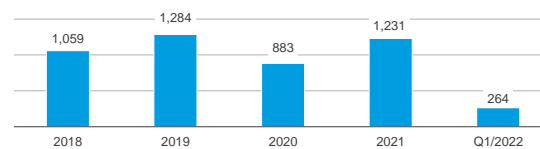


## Return on equity



## Group net income

in m. EUR



## Dividend per share

in EUR



## Financial strength ratings (as of March 2022)

Standard & Poor's	AA- (Outlook: stable)
A.M. Best	A+ (Outlook: stable)

## Outlook

	2022	2023
<b>Hannover Re guidance</b>		
Gross written premium	≥ 5 %	n.a.
RoI target	> 2.3%	n.a.
Group net income	EUR 1.4 - 1.5 bn.	n.a.
<b>Consensus analysts' estimates<sup>1</sup></b>		
Group net income (in m. EUR)	1,526	1,704
Dividend per share (in EUR)	6.00	6.35

<sup>1</sup> Source: Bloomberg, as of 29 March 2022

## Financial calendar 2022

▶ 3 February 2022	Conference call on 1/1/2022 Renewals
▶ 10 March 2022	Press conference on 2021 Annual Results
▶ 10 March 2022	Analysts' Conference Call on 2021 Annual Results
▶ 4 May 2022	Quarterly Statement as at 31 March 2022
▶ 4 May 2022	Annual General Meeting
▶ 4 August 2022	Half-yearly Financial Report 2022
▶ 6 October 2022	25th International Investors' Day
▶ 3 November 2022	Quarterly Statement as at 30 September 2022

	2018	2019	2020	2021		2022	
in m. EUR	31.12.	31.12.	31.12. <sup>1</sup>	31.12.	1.1.-31.3.	1.1.-31.3.	+/- prior year
<b>Hannover Re Group</b>							
<b>Results</b>							
Gross written premium	19,176.4	22,597.6	24,770.3	27,762.3	7,809.3	9,333.4	+19.5%
Net premium earned	17,289.1	19,729.7	21,360.8	24,143.7	5,692.7	6,710.2	+17.9%
Net underwriting result <sup>2</sup>	156.9	-9.7	-691.0	-211.1	25.4	-102.0	-
Net investment income	1,530.0	1,757.1	1,685.5	1,943.0	441.1	483.9	+9.7%
Operating profit (EBIT)	1,596.6	1,853.2	1,214.1	1,734.8	403.8	396.4	-1.8%
Group net income	1,059.5	1,284.2	883.1	1,231.3	305.9	263.6	-13.8%
<b>Balance sheet</b>							
Policyholders' surplus	11,035.1	13,588.9	14,071.0	15,733.6	14,822.2	41,268.7	+162.3%
Equity attributable to shareholders of Hannover Re	8,776.8	10,528.0	10,995.0	11,885.0	11,043.0	10,694.6	-10.0%
Non-controlling interests	765.2	826.5	844.4	871.2	803.3	792.1	-9.1%
Hybrid capital	1,493.1	2,234.4	2,231.6	2,977.4	2,976.0	2,978.2	+0.0%
Investments (excl. funds withheld by ceding companies)	42,197.3	47,629.4	49,001.6	56,213.2	52,511.1	56,245.2	+0.1%
Total assets	64,508.6	71,356.4	71,437.5	82,902.3	77,044.4	86,307.1	+4.1%
<b>Ratios</b>							
Retention	90.7%	90.0%	90.1%	89.5%	91.5%	92.0%	+0.5%p
Return on investments (excl. funds withheld by ceding companies)	3.2%	3.5%	3.0%	3.2%	2.5%	3.1%	+0.6%p
EBIT margin <sup>3</sup>	9.2%	9.4%	5.7%	7.2%	7.1%	5.9%	-1.2%p
Return on equity (after tax)	12.2%	13.3%	8.2%	10.8%	11.1%	9.3%	-1.8%p
<b>Share key figures</b> (ISIN: DE0008402215; Securities identification number: 840221; Ticker symbols: Bloomberg = HNR1, Thomson Reuters = HNRGn, ADR = HVRRY)							
Earnings per share (in EUR) <sup>4</sup>	8.79	10.65	7.32	10.21	2.54	2.19	
Book value per share (in EUR) <sup>5</sup>	72.78	87.30	91.17	98.55	91.57	88.68	
Share price at the end of the period/year end (in EUR)	117.70	172.30	130.30	167.15	155.80	154.35	
Price-to-book ratio <sup>6</sup>	1.62	1.97	1.43	1.70	1.70	1.74	
Price-earnings ratio (P/E ratio) <sup>7</sup>	13.40	16.18	17.79	16.37	14.16	12.20	
Share performance (year-to-date)	+12.2%	+46.4%	-24.4%	+28.3%	+18.9%	-7.7%	
Market capitalisation at the end of the period/year end <sup>8</sup>	14,194.3	20,778.9	15,713.8	20,157.8	18,789.0	18,614.2	
<b>Property and casualty reinsurance</b>							
Gross written premium	11,976.0	14,781.3	16,744.1	19,224.2	5,692.9	7,148.8	+25.6%
Net premium earned	10,804.2	12,797.6	14,205.4	16,623.9	3,863.1	4,782.5	+23.8%
Net underwriting result <sup>3</sup>	372.8	235.4	-223.5	383.5	147.3	26.2	-
Operating profit (EBIT)	1,322.6	1,285.8	823.0	1,512.3	312.1	283.7	-9.1%
Group net income	929.1	871.7	614.8	1,082.4	261.1	176.6	-32.4%
Retention	90.7%	90.3%	90.3%	90.1%	92.6%	93.1%	+0.5%p
Major losses as percentage of net premium earned <sup>9</sup>	7.9%	7.5%	11.2%	7.5%	5.0%	7.0%	+2.0%p
Combined ratio <sup>2</sup>	96.5%	98.2%	101.6%	97.7%	96.2%	99.5%	+3.3%p
EBIT margin <sup>3</sup>	12.2%	10.0%	5.8%	9.1%	8.1%	5.9%	-2.1%p
<b>Life and health reinsurance</b>							
Gross written premium	7,200.4	7,816.4	8,026.3	8,538.1	2,116.4	2,184.6	+3.2%
Net premium earned	6,484.8	6,931.9	7,155.2	7,519.5	1,829.6	1,927.7	+5.4%
Operating profit (EBIT)	275.9	569.9	393.0	223.3	92.0	113.0	+22.9%
Group net income	185.9	471.6	328.9	196.6	56.8	100.9	+77.6%
Retention	90.7%	89.5%	89.8%	88.2%	88.6%	88.6%	-0.1%p
EBIT margin <sup>3</sup>	4.3%	8.2%	5.5%	3.0%	5.0%	5.9%	0.8%

<sup>1</sup> Restated pursuant to IAS 8

<sup>2</sup> Incl. funds withheld

<sup>3</sup> Operating result (EBIT)/Net premium earned

<sup>4</sup> Group net income divided by the number of outstanding shares of the period

<sup>5</sup> Total shareholders' equity divided by the number of outstanding shares

<sup>6</sup> Calculated by dividing the share price at the end of the period/year end by the book value per share

<sup>7</sup> Calculated by dividing the share price at the end of the period/year end by earnings per share (in the current year divided by the analysts' expectations for earnings per share)

<sup>8</sup> Fair value of the Hannover Re Group at the end of the period/year end; market capitalisation = number of outstanding shares \* share price

<sup>9</sup> Hannover Re Group's net share for natural catastrophes and other major losses in excess of EUR 10 million gross as a percentage of net premium earned

#### Investor Relations Contacts

Mailing address:  
Hannover Rück SE  
Karl-Wiechert-Allee 50  
30625 Hannover

► Karl Steinle  
Phone: +49 511 5604-1500  
E-Mail: karl.steinle@hannover-re.com

► Axel Bock  
Phone: +49 511 5604-1736  
E-Mail: axel.bock@hannover-re.com

► Rebekka Brust  
Phone: +49 511 5604-1530  
E-Mail: rebekka.brust@hannover-re.com